
Anniversary Clock Identification


by
Mervyn Passmore

Anniversary Clock Identification by Mervyn Passmore contains information, data and images on the majority of mass-produced Anniversary Clocks manufactured during the last 100 years.

This document is a small extract from the book, but please remember that these pages are copyright, and are normally only available to readers of the book.

This document is provided electronically to enable readers of the book to be able to exchange information about the clocks they own or are selling to fellow collectors or potential buyers.

To purchase your own copy of Anniversary Clock Identification, contact your local bookseller quoting the ISBN number of the book:



ISBN 978-0-907109-04-4

Copies can be obtained from many Clock Parts Distributors, online booksellers, on Ebay or direct from the distributors.

Many Public Libraries will obtain books by request.

Distributed by Meadows & Passmore Ltd.
1 Ellen Street, Portslade, Brighton BN41 1EU sales@m-p.co.uk

Copyright © Mervyn Passmore 2009

Manufacturer:

Konrad Mauch

Backplate information:

**Koma beneath a semicircular clock
with hands at 10:12
Made in Germany**

Model:

**Koma miniature late, internal
ratchet**

42mm x 77mm x 25mm




*Internal ratchet,
between the barrel and
the front plate.*

Movement ID code: **KM-MLI**

Notes:

This is the later model, with the stronger mainspring. The spring on the earlier design proved too weak. This model had a wider barrel, with two wheels re-arranged to accommodate the change. Not to be confused with the same size plate with the ratchet on the back plate.



*This model
has a wider
mainspring
barrel. Note
the reduced
gap between
the barrel and
the plate.*



13-20 Konrad-Mauch

Anniversary Clock Identification by Mervyn Passmore

Koma miniature late, internal ratchet 42 x 77 x 25mm



Later models were fitted with escapement guards.

Notes

Lantern cased models may have screwed cases, so a rear hand setter was required. This is a shaft through the hole in the top right-hand corner of the plates, engaging with the motion work.

The internal ratchet made a space for the pendulum locking bracket on the back plate.



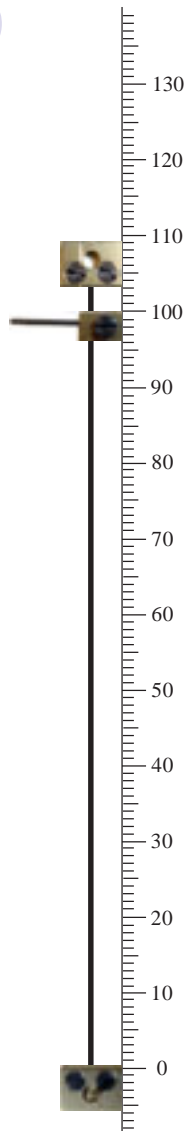
The distinctive Koma cut-out in most back plates.

Rapid Recognition Tips


Only this movement has plates of 42mm x 77mm and no ratchet on the back.

Data

Movement ID Code	KM-MLI
Plate shape	Rectangular
Plate width	42mm
Plate height	77mm
Gap between plates	25mm
Escapement type	Dead beat
Original key size	3.50mm
Winding side	Right
Pivot adjuster	Screwed bracket
Locking device:	Beneath the base
Pendulum type/s	4-ball
Mainspring barrel	18mm x 35mm
Replacement wire	No. 12 (Horolovar™ 0.0032"/0.081mm)
Replacement unit	KM-MIN (Horolovar™ 14A)
Jig settings	98mm, 103mm
Mainspring	15 x 0.50 x 32mm (760mm)
Beats per minute	8
Bob weight	232g.



Examples of clocks fitted with the Koma miniature later internal ratchet movement



Passmore 2009